



IGBT Modules

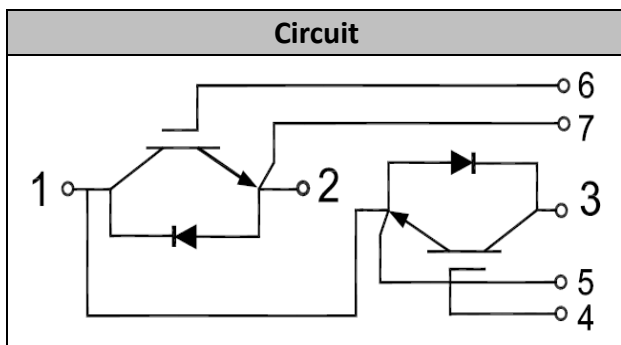
V_{CES}	1200V
I_c	200A

Applications

- High frequency drivers
- Solar inverters
- UPS (Uninterruptible Power Supplies)
- Electric welding machine

Features

- High speed IGBT in NPT technology
- Low switching losses
- High short circuit capability(10us)
- Including ultra fast & soft recovery anti-parallel FWD
- Low inductance
- Maximum junction temperature 150°C



● IGBT

Absolute Maximum Ratings

Parameter	Symbol	Conditions	Value	Unit
Collector-Emitter Voltage	V_{CES}	$V_{GE}=0V, I_c=1mA, T_{vj}=25^{\circ}C$	1200	V
Continuous Collector Current	I_c	$T_c=80^{\circ}C$	200	A
Repetitive Peak Collector Current	I_{CRM}	$tp=1ms$	400	A
Gate-Emitter Voltage	V_{GES}	$T_{vj}=25^{\circ}C$	± 20	V
Total Power Dissipation	P_{tot}	$T_c=25^{\circ}C$ $T_{vjmax}=150^{\circ}C$	1358	W



Characteristic values

Parameter	Symbol	Conditions	Value			Unit	
			Min.	Typ.	Max.		
Gate-emitter Threshold Voltage	$V_{GE(th)}$	$V_{GE}=V_{CE}, I_C=8mA, T_{vj}=25^{\circ}C$	5.0	5.8	6.5	V	
Collector-Emitter Cut-off Current	I_{CES}	$V_{CE}=1200V, V_{GE}=0V, T_{vj}=25^{\circ}C$			1.0	mA	
Collector-Emitter Saturation Voltage	$V_{CE(sat)}$	$I_C=200A, V_{GE}=15V, T_{vj}=25^{\circ}C$		3.0	3.5	V	
		$I_C=200A, V_{GE}=15V, T_{vj}=125^{\circ}C$		3.8			
Gate Charge	Q_G			2.0		uC	
Input Capacitance	C_{ies}	$V_{CE}=25V, V_{GE}=0V,$ $f=1MHz, T_{vj}=25^{\circ}C$		13.2		nF	
Reverse Transfer Capacitance	C_{res}			0.8		nF	
Gate-Emitter leakage current	I_{GES}	$V_{CE}=0V, V_{GE}=20V, T_{vj}=25^{\circ}C$			400	nA	
Turn-on Delay Time	$t_{d(on)}$	$I_C=200A$ $V_{CE}=600V$ $V_{GE}=\pm 15V$ $R_{GON}=5.1\Omega$ $R_{GOFF}=2.5\Omega$ $T_{vj}=25^{\circ}C$		105		ns	
Rise Time	t_r			80		ns	
Turn-off Delay Time	$t_{d(off)}$				285		ns
Fall Time	t_f				24		ns
Energy Dissipation During Turn-on Time	E_{on}				21.8		mJ
Energy Dissipation During Turn-off Time	E_{off}				7.0		mJ
Turn-on Delay Time	$t_{d(on)}$	$I_C=200A$ $V_{CE}=600V$ $V_{GE}=\pm 15V$ $R_{GON}=5.1\Omega$ $R_{GOFF}=2.5\Omega$ $T_{vj}=125^{\circ}C$		112		ns	
Rise Time	t_r			86		ns	
Turn-off Delay Time	$t_{d(off)}$				330		ns
Fall Time	t_f				29		ns
Energy Dissipation During Turn-on Time	E_{on}				31.4		mJ
Energy Dissipation During Turn-off Time	E_{off}				10.2		mJ
SC Data	I_{sc}	$T_p \leq 10\mu s, V_{GE}=15V,$ $T_{vj}=125^{\circ}C, V_{cc}=600V,$ $V_{CEM} \leq 1200V$		1500		A	



● Diode

Absolute Maximum Ratings

Parameter	Symbol	Conditions	Value	Unit
Repetitive Peak Reverse Voltage	V_{RRM}	$T_{vj}=25^{\circ}C$	1200	V
Continuous DC Forward Current	I_F		200	A
Repetitive Peak Forward Current	I_{FRM}	$t_p=1ms$	400	A

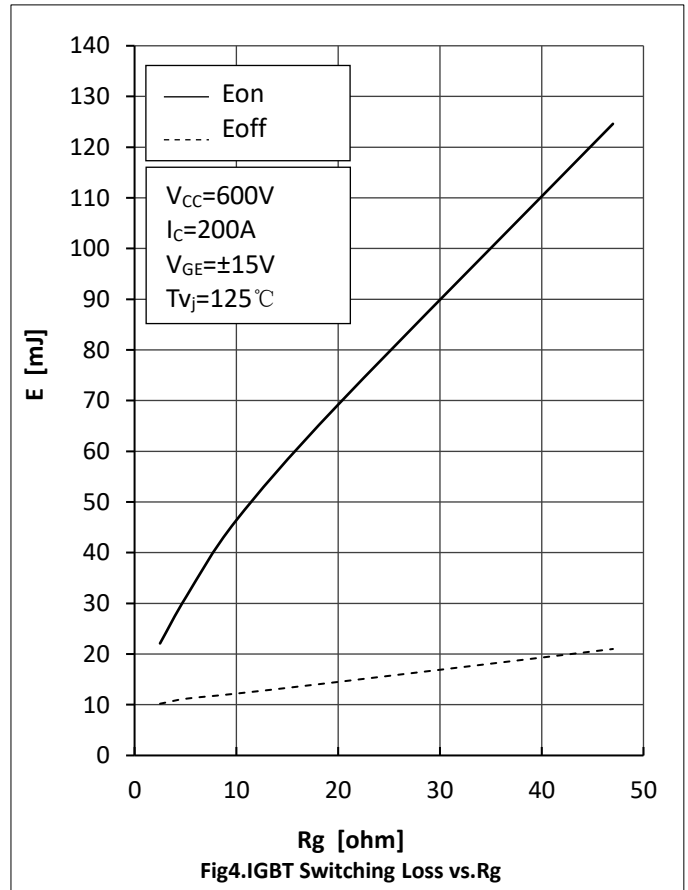
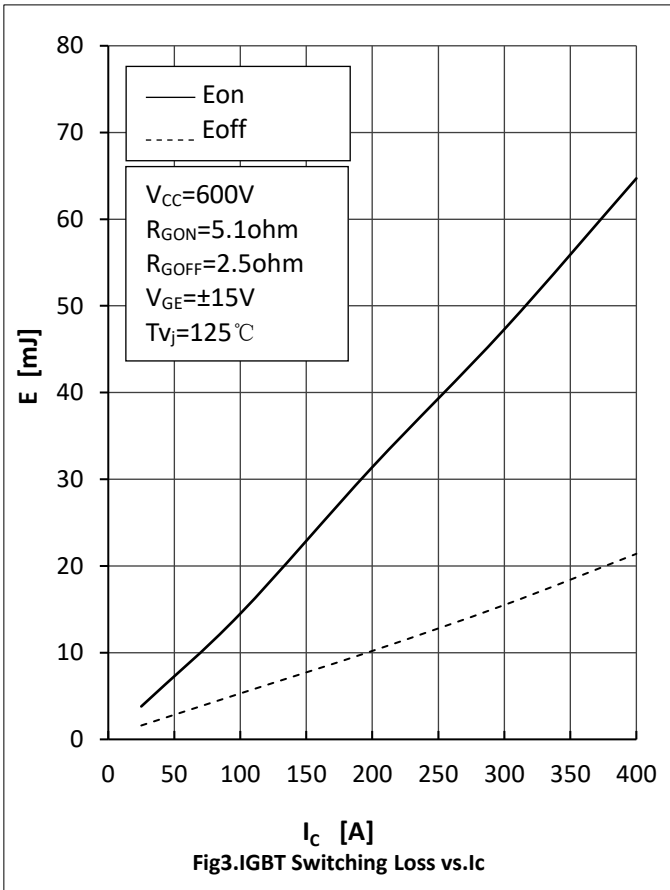
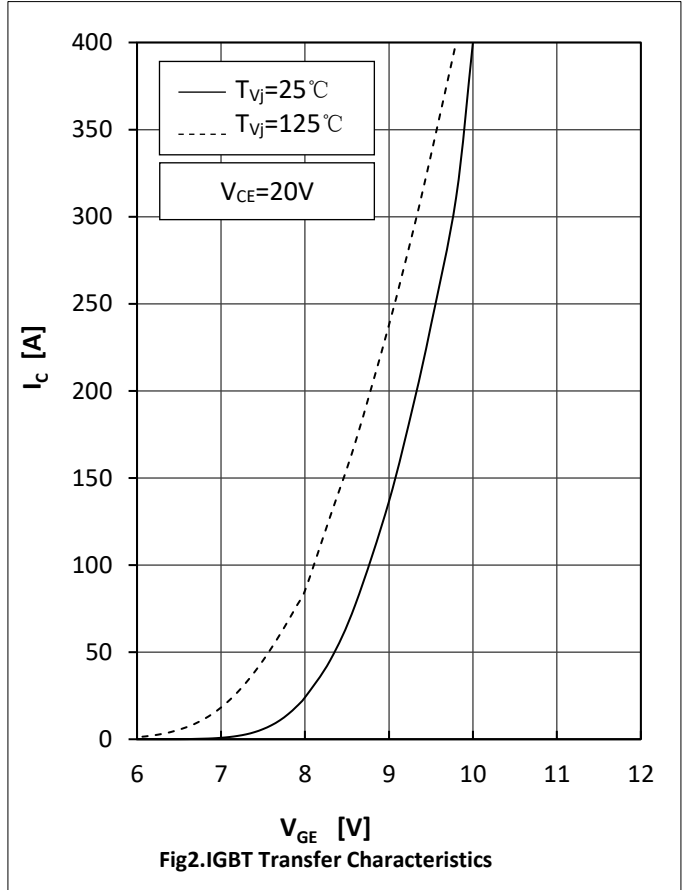
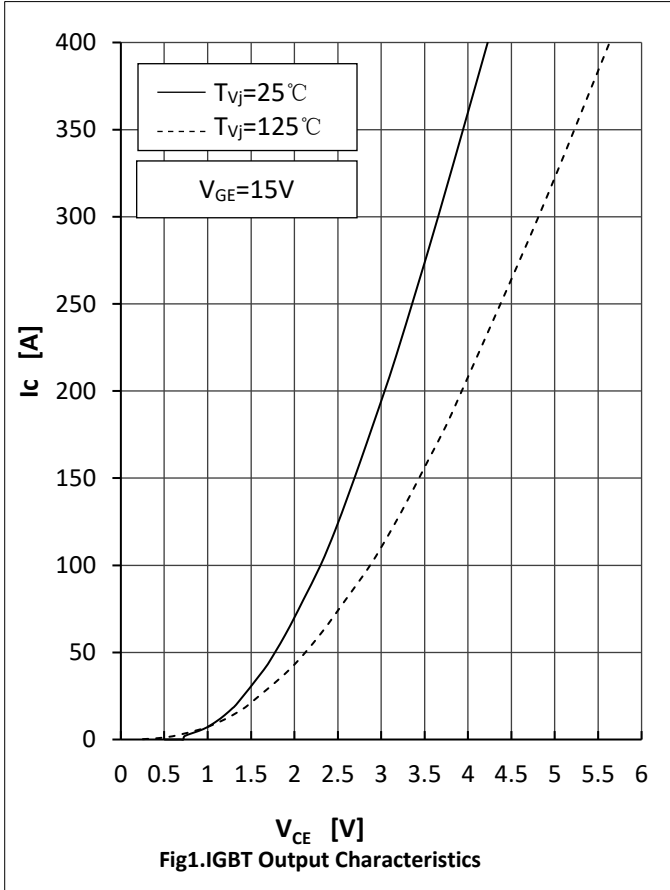
Characteristic values

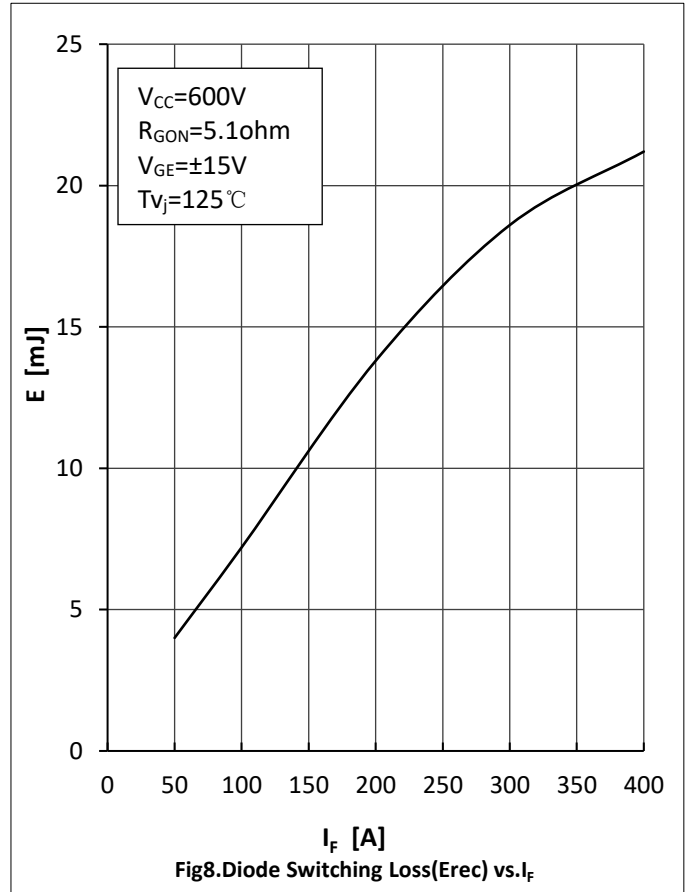
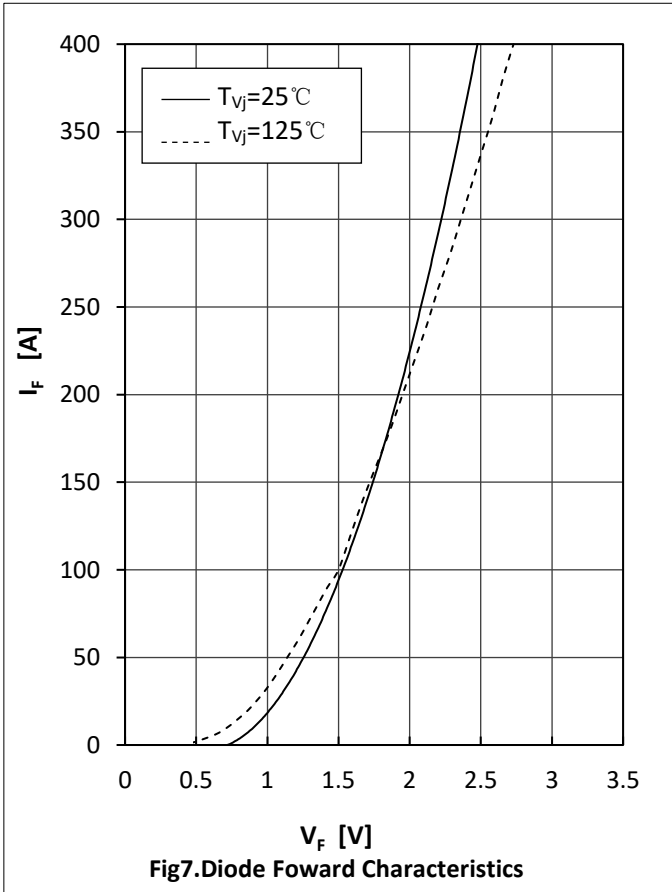
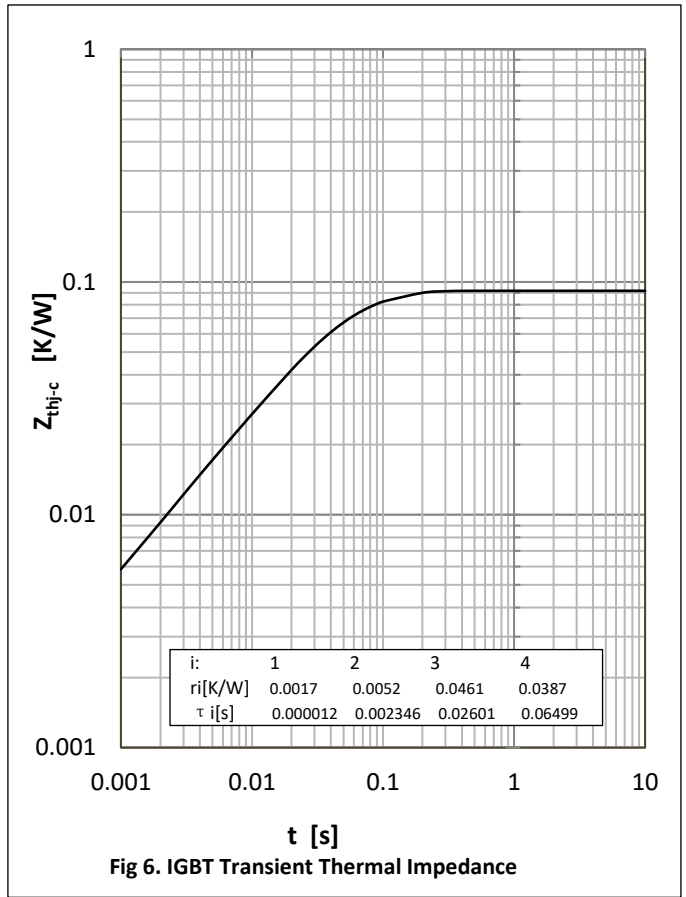
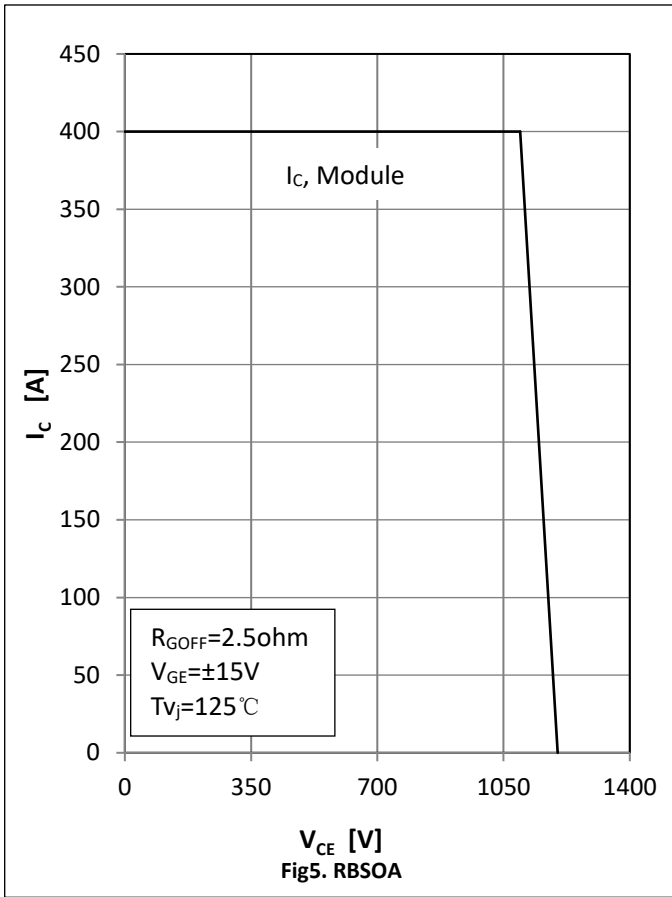
Parameter	Symbol	Conditions	Value			Unit
			Min.	Typ.	Max.	
Forward Voltage	V_F	$I_F=200A, T_{vj}=25^{\circ}C$		1.90	2.3	V
		$I_F=200A, T_{vj}=125^{\circ}C$		1.95		
Recovered Charge	Q_{rr}	$I_F=200A$		11.5		μC
Peak Reverse Recovery Current	I_{rr}	$V_R=600V$ $-di_F/dt=2500A/\mu s$		105		A
Reverse Recovery Energy	E_{rec}	$T_{vj}=25^{\circ}C$		6.8		mJ
Recovered Charge	Q_{rr}	$I_F=200A$		20.8		μC
Peak Reverse Recovery Current	I_{rr}	$V_R=600V$ $-di_F/dt=2500A/\mu s$		124		A
Reverse Recovery Energy	E_{rec}	$T_{vj}=125^{\circ}C$		13.8		mJ

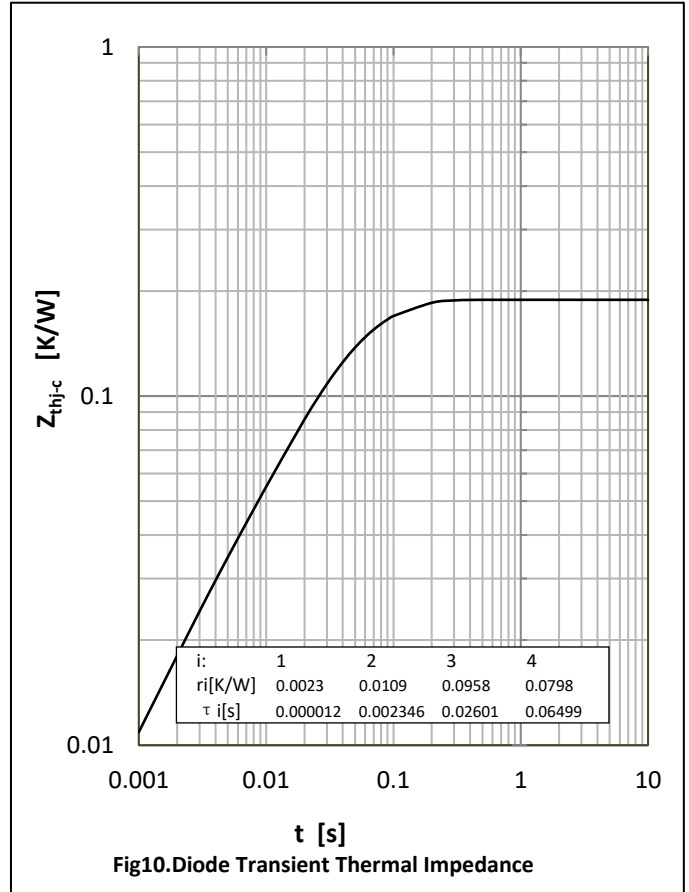
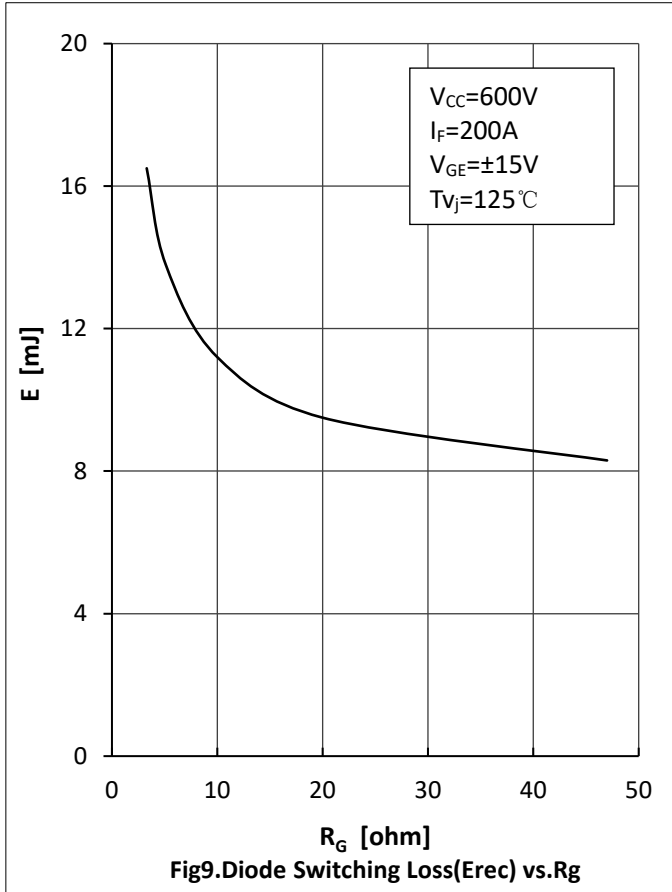


● **Module Characteristics** $T_C=25^{\circ}\text{C}$ unless otherwise specified

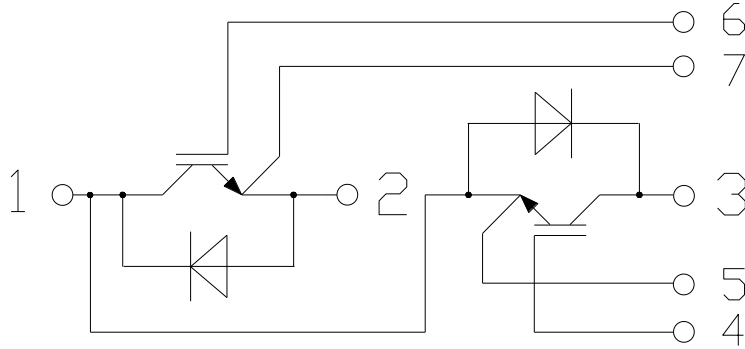
Parameter	Symbol	Conditions	Value			Unit
			Min.	Typ.	Max.	
Isolation voltage	V_{isol}	$t=1\text{min}, f=50\text{Hz}$	2500			V
Maximum Junction Temperature	T_{jmax}				150	$^{\circ}\text{C}$
Operating Junction Temperature	T_{vjop}		-40		125	$^{\circ}\text{C}$
Storage Temperature	T_{stg}		-40		125	$^{\circ}\text{C}$
Thermal Resistance Junction-to Case	$R_{\theta\text{JC}}$	per IGBT			0.09	K/W
		per Diode			0.19	
Thermal Resistance Case-to Sink	$R_{\theta\text{CS}}$	Conductive grease applied		0.046		K/W
Module Electrodes Torque	M_t	Recommended(M6)	3.0		5.0	N·m
Module-to-Sink Torque	M_s	Recommended(M6)	3.0		5.0	N·m
Weight of Module	G			315		g







● **Circuit Diagram**



● **Package Outline Information**

Dimensions in Millimeters

